



SET DE GUÍAS

PRE - KINDER

COLEGIO ALMENAR

NAME: _____



UNIT HELLO

1. Color the book's characters.





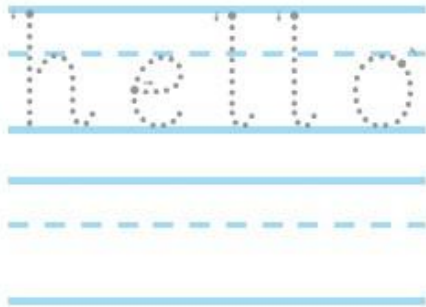
UNIT

HELLO

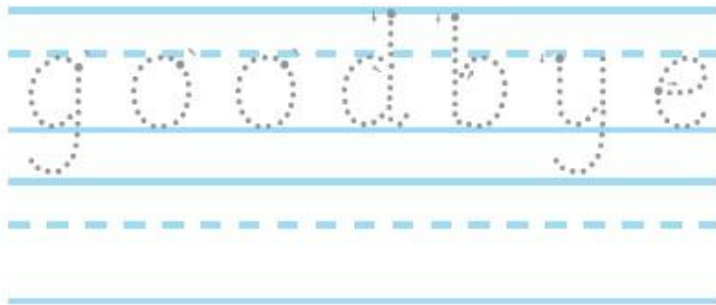
1. Trace and write the words.



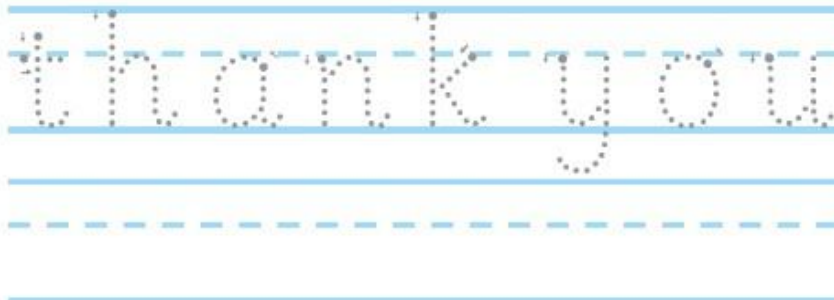
hello



goodbye



thank you





Daniel

Daniel



Sofia

Sofia



Hug

Hug



Hummy


Hummy



UNIT N°1

OUR RAINBOW

1. Color the rainbow.





2. Trace and write vocabulary.



blue

blue

Blank handwriting lines for the word 'blue'.



green

green

Blank handwriting lines for the word 'green'.



orange

orange

Blank handwriting lines for the word 'orange'.



purple

purple



red

red

T



yellow


yellow



UNIT N°1

OUR RAINBOW

1. Color the flowers.





2. Trace the words and color the stars.



white



yellow



orange



pink



red



green



blue



purple



brown



gray



black



UNIT N°2

OUR CLASSROOM

1. Listen and color the supplies.





2. Trace and write the words.



book

book



crayon

crayon



glue stick

glue stick



paint

paint



paintbrush

paintbrush



pencil

pencil



3. Listen and draw the school supplies.



UNIT N°2

OUR CLASSROOM

1. Listen and circle the school supplies.





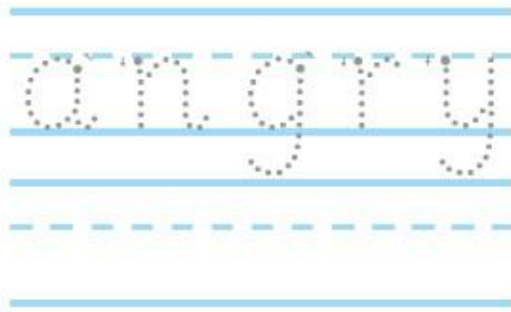
UNIT N°3

OUR FEELINGS

1. Trace and write the words.



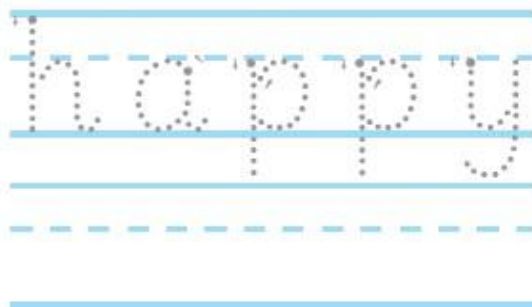
angry



excited



happy







OK



sad



tired





2. Draw the face for each feeling.

1. ANGRY

2. SAD

3. TIRED

4. HAPPY



5. EXCITED

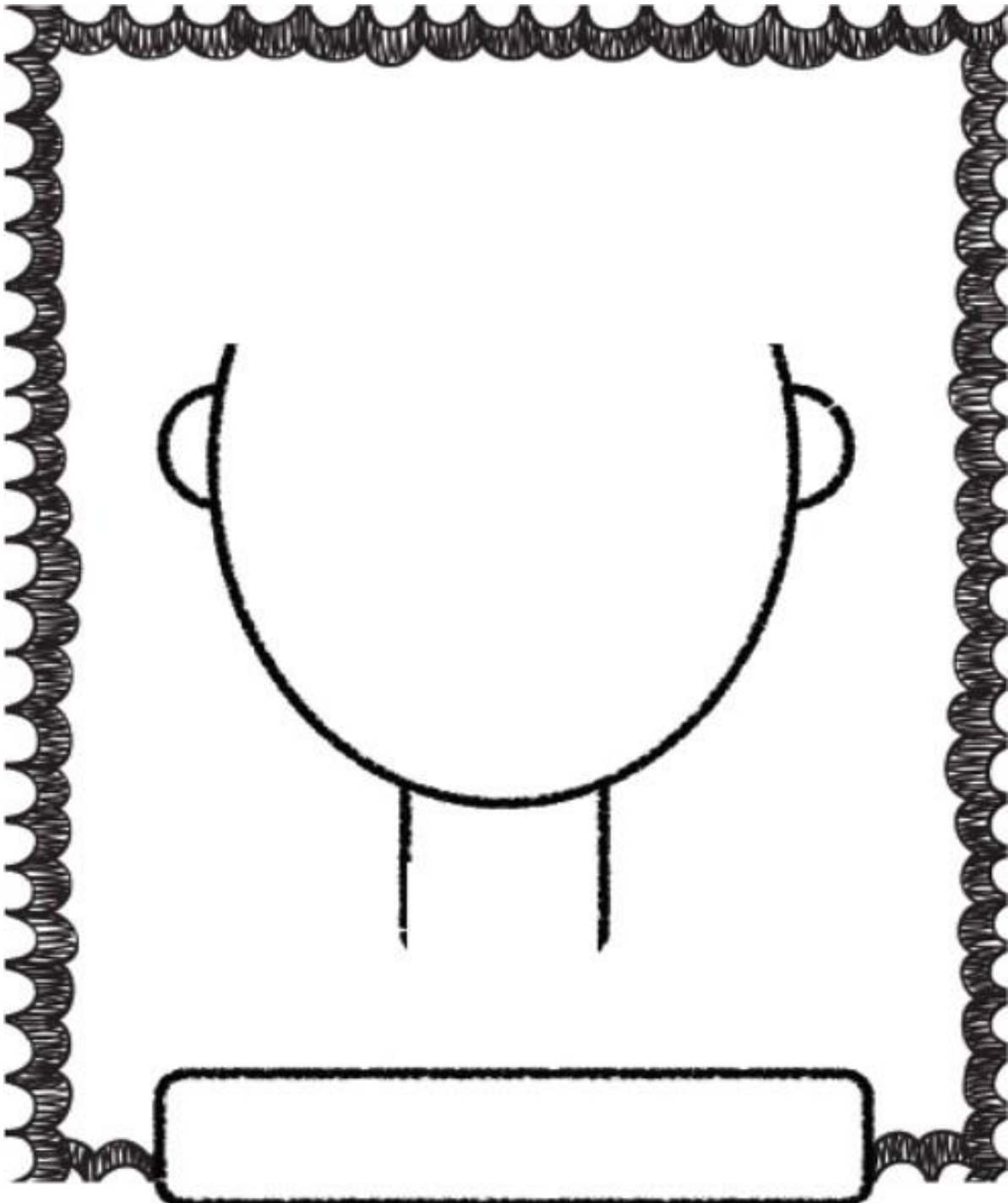
6. OK



UNIT N°3

OUR FEELINGS

1. **Draw and color your face. How are you feeling today?**





UNIT N°4

OUR FAMILIES

1. Trace the words and color the family members.

FAMILY MEMBERS



baby




sister



brother



mother



father



cousin



aunt



uncle



grandmother



grandfather



UNIT N°4

OUR FAMILIES

1. Match the pictures with the correct words.

WHO IS THIS FAMILY MEMBER?



mother



grandfather



brother



baby



grandmother



father



sister



UNIT N°4

OUR FAMILIES

1. Trace and write the words.



brother

brother



daddy

daddy

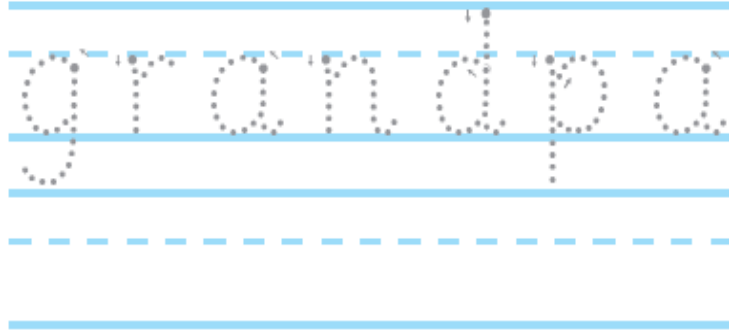


grandma

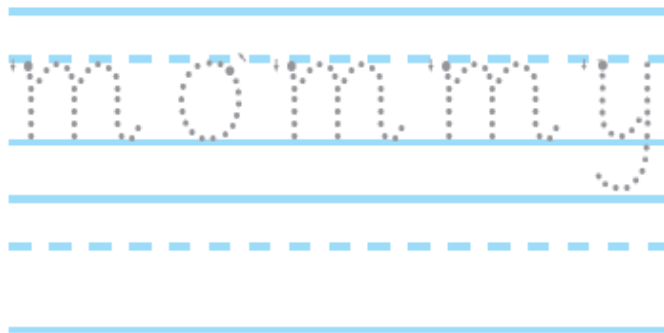
grandma



grandpa



mommy



sister





UNIT N°5

OUR BODIES

1. Look at the pictures and complete and color the bodies.

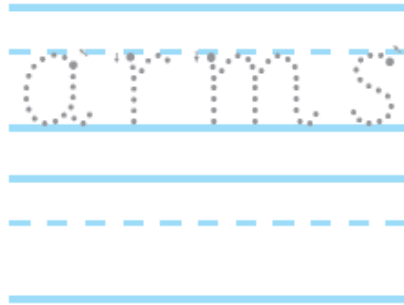




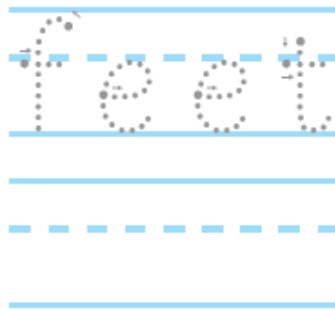
1. Trace and write the words.



arms



feet



fingers





hands

hands



head

head



legs

legs






UNIT N°5




OUR BODIES

1. Draw and color yourself.





2. Listen and color the body parts.

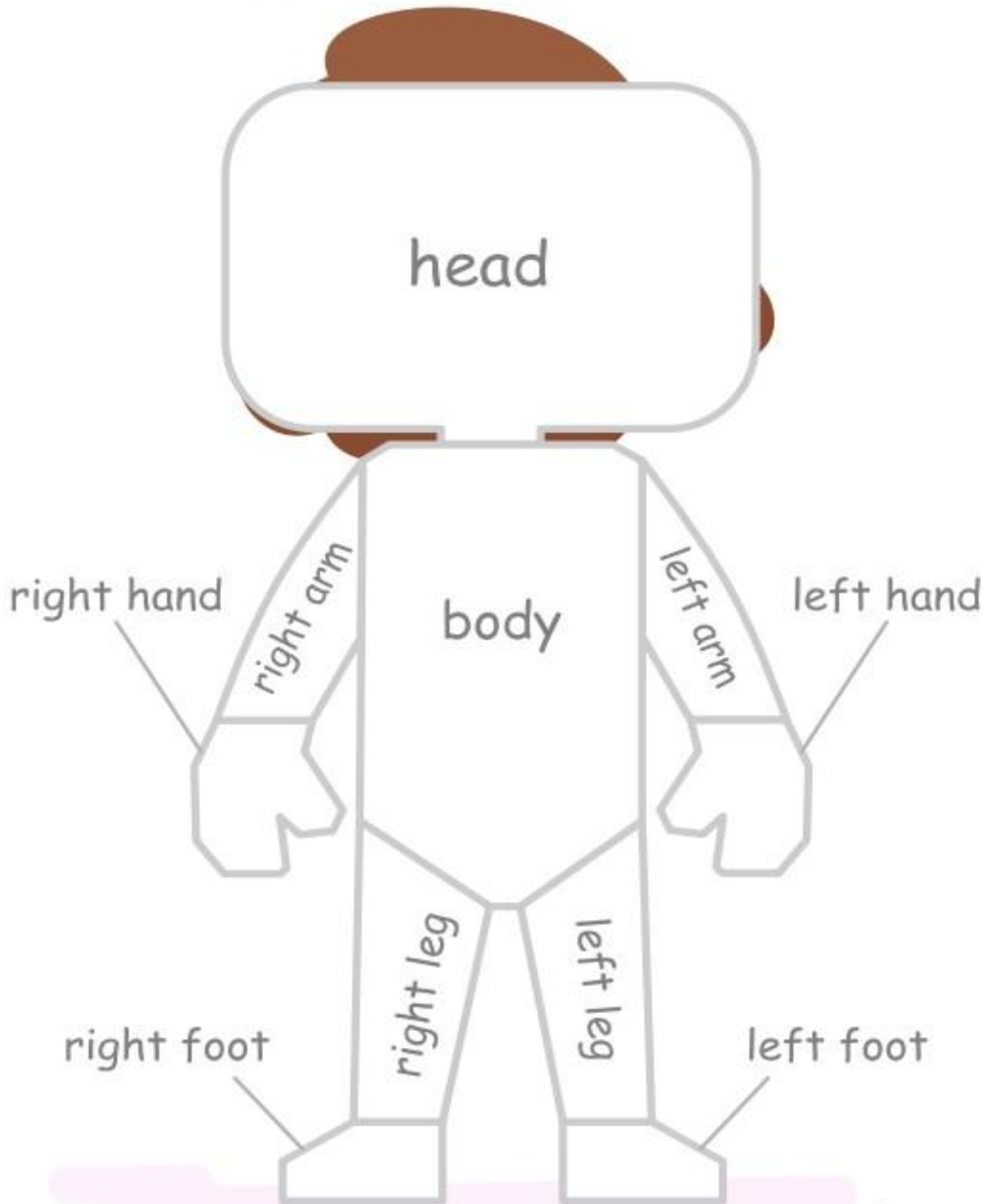


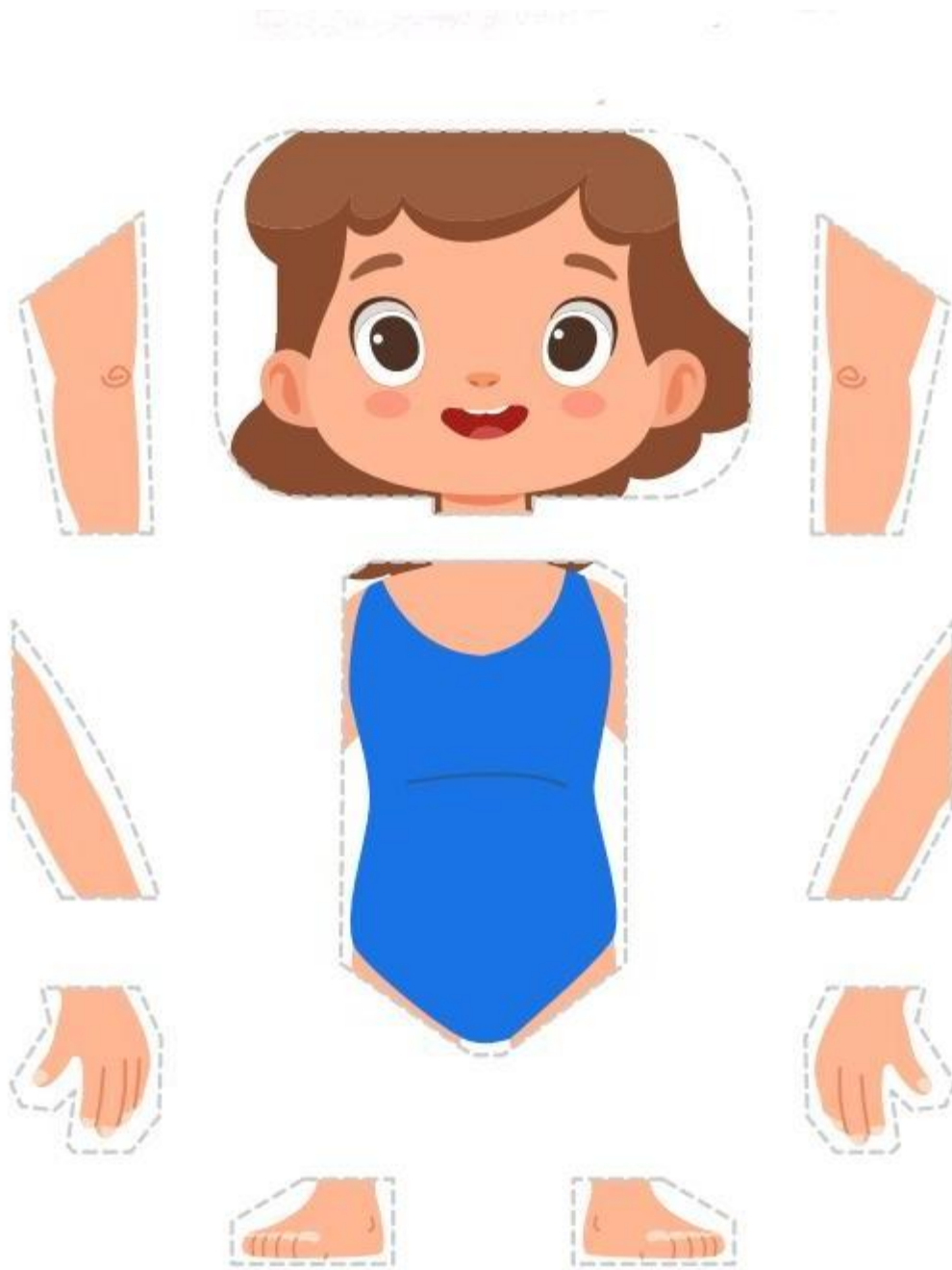


UNIT N°5

OUR BODIES

1. Cut and stick the body parts,



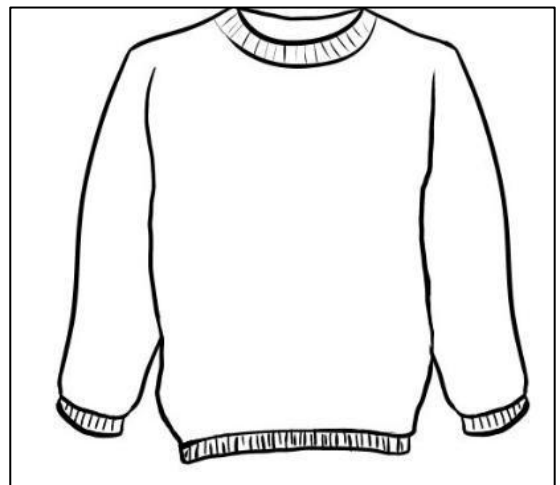
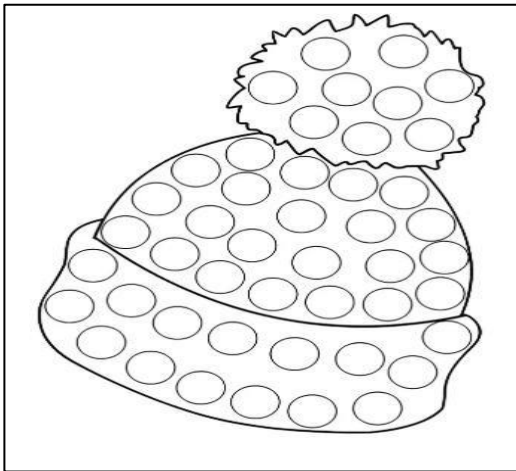
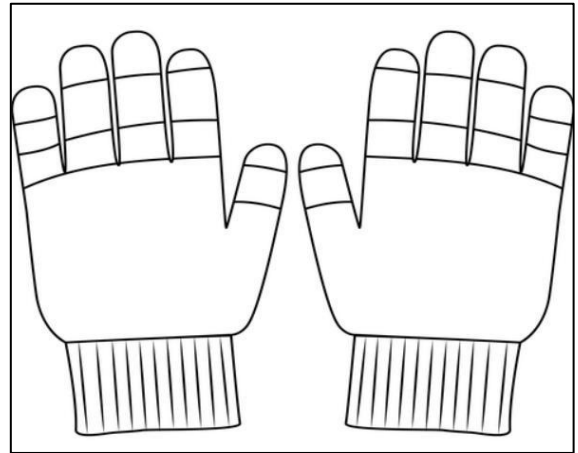
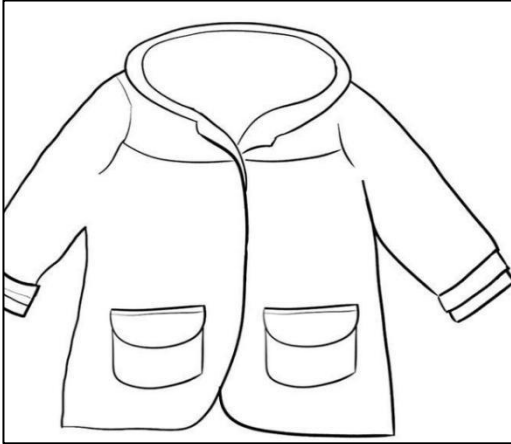




UNIT N°6


OUR CLOTHES

1. Color the pictures.





II. Listen and circle.






UNIT N°6

OUR CLOTHES


1. Trace and write.



coat



gloves



hat





shoes

shoes

Blank handwriting lines for practicing the word 'shoes'.



socks

socks

Blank handwriting lines for practicing the word 'socks'.



sweater

sweater

Blank handwriting lines for practicing the word 'sweater'.



2. Color the clothes, the cut, and stick in the picture.





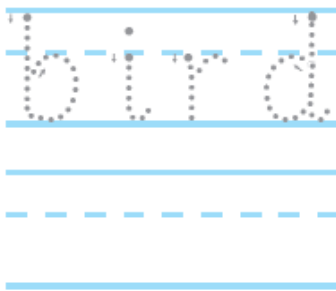
UNIT N°7

OUR PETS

1. Trace and write.



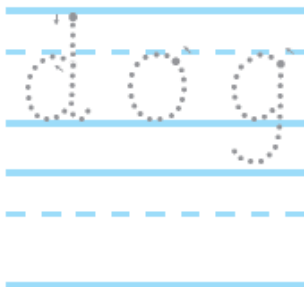
bird



cat



dog





hamster

hamster



lizard

lizard



rabbit

rabbit



II. Color the animals.





Colegio Almenar de Copiapó.
Dpto. de Inglés

UNIT N°7

OUR PETS


1. Draw your favorite animal.



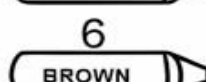
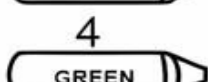
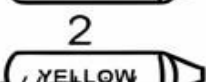
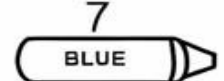
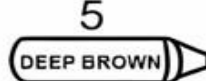
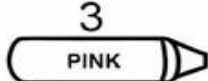
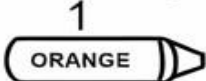
UNIT N°7

OUR PETS

1. Color by number.



Color Key









UNIT N°8

OUR LUNCH

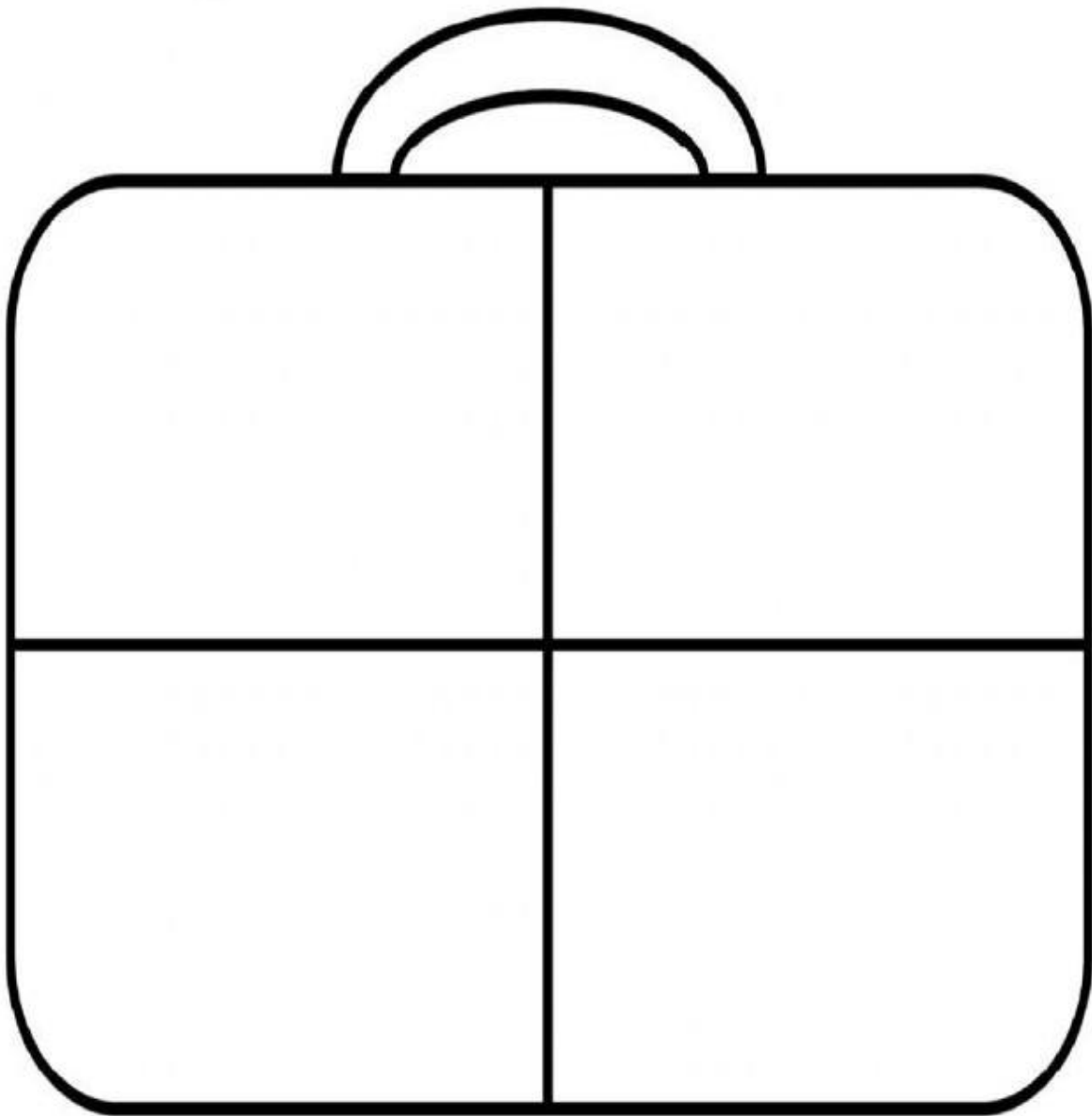
1. Listen and circle the food, then color them.





2. Draw your favorite food in the lunch box

My lunch box







UNIT N°8

OUR LUNCH

1. Cut the food below and paste them in the basket.







UNIT N°8

OUR LUNCH


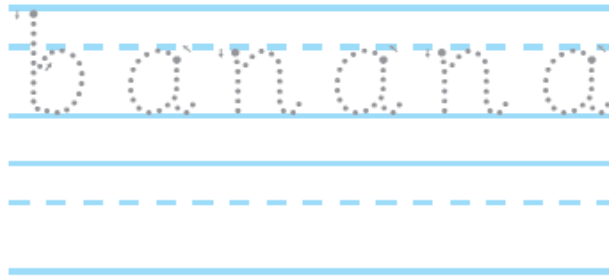
1. Trace and write.



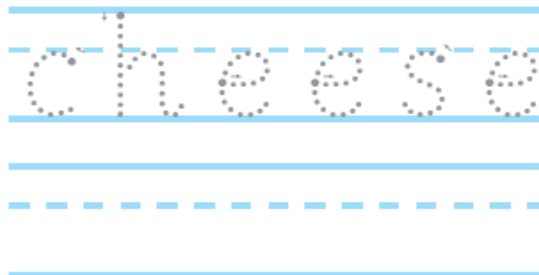
apple



banana



cheese






juice

juice



milk

milk



sandwich


sandwich



UNIT N°9





OUR TOYS

1. Color by number.





2. Color the pictures from the vocabulary.





UNIT N°9 OUR TOYS

1. Listen, circle, and color.





UNIT N°9

OUR TOYS

1. Trace and write.



ball

ball

Blank handwriting lines for practicing the word 'ball'.



car

car

Blank handwriting lines for practicing the word 'car'.



doll

doll

Blank handwriting lines for practicing the word 'doll'.



robot

robot



teddy bear

teddy bear



train

train